


Parts Identification Guide
PIE014/0306

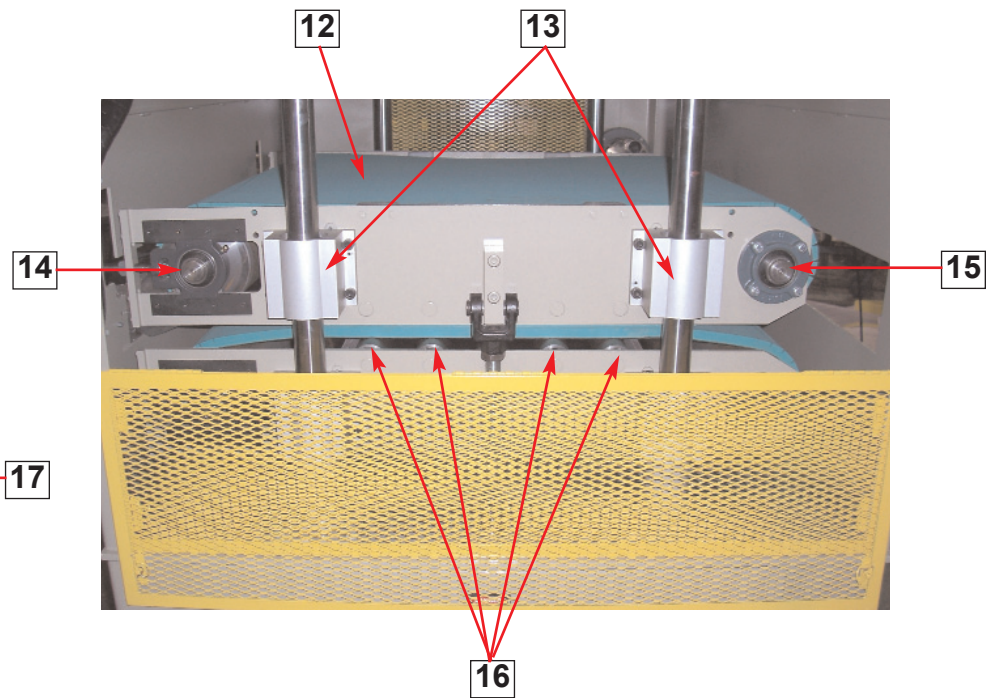

BP 3630 Puller






BP3630 Puller

1. Start button
2. Power Light
3. Stop Button
4. 2 Pos. Switch
5. Digital Readout
6. Disconnect Handle
7. AC Drive
8. Transformer
9. Relay
10. Fuses
11. Disconnect



BP3630 Puller

- 12. Puller Belt
- 13. Vertical Slide Bearings
- 14. Bearing Belt Adjustment
- 15. Flange Bearing
- 16. Belt Support Rollers
- 17. Air Conditioner



BP3630 Puller

- 18. Air Cylinder
- 19. Flow Control Valve
- 20. Idler Sprocket
- 21. Motor Drive Belt
- 22. Drive Chain
- 23. Drive Sprocket
- 24. Gear Reducer
- 25. Motor Pulley / Bushing
- 26. Motor