

Simple and Efficient Space-Saving Design

Conair's stainless steel CFS Series strainers provide an economical solution for your full-flow cooling water filtration needs.

The CFS Series strainers significantly reduce particulate and debris in cooling water, maximizing cooling system efficiency. As water enters the bottom of the strainer and flows upward, heavier sediment and debris is deflected and accelerated downward into the large debris reservoir in the base of the strainer. Sediment and debris are then purged from the reservoir through the debris flush port.



CFS series strainers

Minimal Maintenance; No Moving Parts

The CFS Series Strainers are all constructed of T304 stainless steel, including the housing and the screen frames.

The patented conical strainer screen allows the larger debris to fall into the reservoir while sealing the clean water in the upper chamber. All models have 1/4 inch stainless steel inlet and outlet gauges as standard.

To monitor the system pressure at inlet and outlet, add the optional pressure differential alarm (PDA) package. When the filter screen becomes clogged, the audible/visual alarm alerts personnel that the strainer screen needs servicing.

The optional automatic timer flush (ATF) package uses a time-based valve controller to flush the debris reservoir.

► **Stainless steel construction**

Strainer housing and screen filter element are constructed of T304 stainless steel.

► **Compact space-saving design**

Reduces floor space requirements.

► **Low pressure loss**

All models operate with less than 1 PSI pressure loss at maximum flow when clean.

► **Large debris reservoir**

Heavier debris and particulate fall down, away from the filter screen into the debris reservoir, and can be flushed while the strainer is in service. Backflushing is not required when purging the reservoir.

► **No minimum flow rates**

Each model accommodates a wide range of flow rates with minimum flow requirements.

► **Choose mesh options**

Available screen meshes include 16, 30, 40, 50, 60, 80, 100, 120, 150, and 200, as well as 1/4 inch and 1/8 inch perforated sheet.



Features

01

Removable strainer lid with stainless steel bolts and brass nuts on larger models, clamped lids on smaller models.

02

Clean water outlet exits to process.

03

Clean water separation seal seals strainer and separates water from debris.

04

Debris flush port for cleaning reservoir. (1.5 inches {38.1 mm} male NPT drain port on all sizes.)

05

Conical strainer screen patented design separates water from large debris.

06

Outlet pressure gauge measures water pressure on outlet side of screen.

07

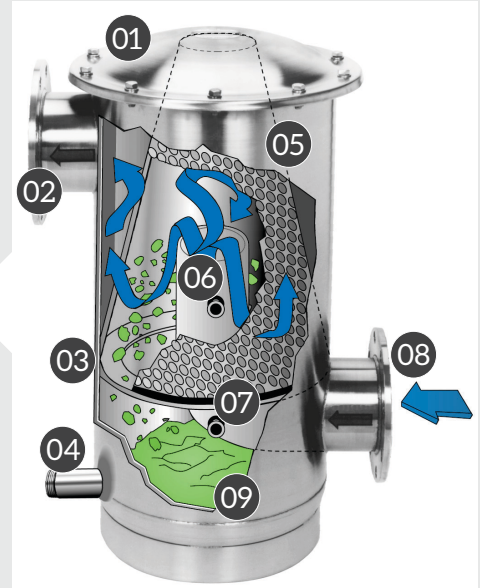
Inlet pressure gauge monitors inlet side of screen.

08

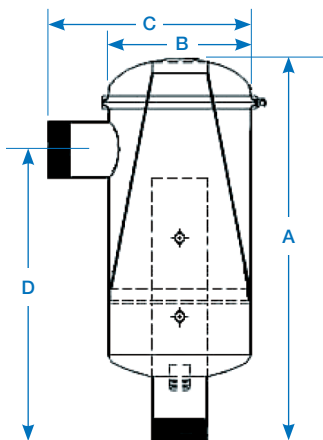
Inlet dirty water enters strainer.

09

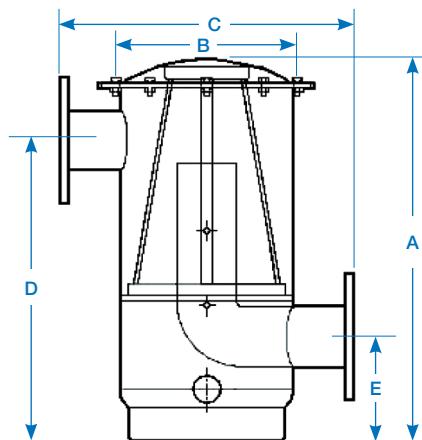
Large debris reservoir captures and collects sediment.



Specifications



CFS-2, CFS-3



CFS-4, CFS-6, CFS-8, CFS-10

Specification Notes

* Maximum flow varies depending on solids loading and viscosity.

† With no options installed.

Specifications may change without notice. Consult with a Conair representative for the most current information.

Model	CFS-2	CFS-3	CFS-4C	CFS-4B	CFS-6	CFS-8	CFS-10
Performance characteristics							
Max. flow* gal/min {m³/min}	100 {0.38}	200 {0.76}	350 {1.32}		750 {2.84}	1300 {4.9}	2000 {7.6}
Max. pressure rating PSI	125			150			
Dimensions inches {mm}							
A - Height	16.4 {41.5}	24.9 {63.2}	27.2 {69.2}	25.9 {65.7}	38.0 {96.5}	49.0 {124.5}	60.2 {153.0}
B - Width	6.7 {16.7}	9.0 {22.9}	11.5 {29.2}		17.0 {43.2}	23.0 {58.4}	30.0 {76.2}
C - Depth	9.3 {23.7}	12.7 {32.2}	19.2 {48.9}		24.5 {62.2}	31.4 {79.7}	39.7 {101.0}
D - Height to outlet port	11.7 {29.7}	18.6 {47.3}	18.2 {46.2}		29.1 {73.9}	35.3 {89.7}	45.6 {115.7}
E - Height to inlet port	N/A		6.8 {17.3}		10.2 {26.0}	11.8 {30.1}	13.2 {33.5}
Inlet size, type inches {mm}	2 NPT	3 NPT	4 {102} flanged		6 {152} flanged	8 {203} flanged	10 {254} flanged
Outlet size, type inches {mm}	2 NPT	3 NPT	4 {102} flanged		6 {152} flanged	8 {203} flanged	10 {254} flanged
Weight lb {kg}							
Installed †	15 {7}	30 {14}	65 {29}		125 {57}	230 {104}	400 {181}
Lid closure type	clamp			bolt			
Screen mesh sizes	16, 30, 40, 50, 60, 80, 100, 120, 150, 200, 1/4 inch {6.35 mm} perforated sheet, 1/8 inch {3.18 mm} perforated sheet						
Gasket type	EDPM						

